

TSP



**TECHNICAL  
SAFETY  
PRODUCTS**

**FA310028 USER MANUAL**



Please read manufacturers user manual before using this product. Do not deviate from the manufacturers instructions.

Serial Number:



# USER INSTRUCTIONS

CE 2233

**Applicable to Full Body Harness:** FA310028

**Manufactured for:** Technical Safety Products Ltd, Unit 19 Business Development Centre, Stafford Park 4, Telford, Shropshire, TF3 3BA.  
Tel: + 44 (0) 1952 292782, Email: info@technicalproducts.com, Web: www.technicalproducts.com

**Certification Body:** GEPTESZT Kft. - Budapest Gyenes u. 12. 1032, Hungary, Contact No: +36 1250 3531  
IDENTIFICATION NO. CE 2233

The Full Body Harness FA310028 is classed as a Personal Protective Equipment (PPE) by the European Regulation 2016/425 and has been shown to comply with this Regulation through the Harmonized European Standard BS EN 361:2002.

## CAREFULLY READ THESE INSTRUCTIONS BEFORE USING THIS HARNESS

This harness is designed to minimise the risk of/provide protection against the danger of falling from heights. However, always remember that no item of PPE can provide full protection and care must always be taken while carrying out the risk related activity.

## PERFORMANCE AND LIMITATIONS OF USE

This harness has been tested in accordance with EN 361 : 2002 and has achieved the following performance levels:

EN 361:2002 test	Result/Comment
Clause 4.1 Design and ergonomics	Considered to be sufficiently light and likely to remain in place during use without becoming incorrectly adjusted without the wearer's knowledge. (PASS)
Clause 4.2 Material	Material type specified on label as Polyester - application of naked flame to webbing and thread resulted in melting consistent with synthetic material (PASS) Different colour webbing used for differentiating shoulders and leg straps, stitched with thread (PASS) Straps present in pelvic and shoulder areas (PASS) Primary straps: 44 mm. Secondary straps: 44 mm. (PASS) The breaking tenacity of webbing and yarns, the requirement is at least 0.6 N/tex (PASS)

## LIMITATIONS

1. Harness should be the personal property of its user.
2. The strength of the anchor device should conform according to EN 795 Type B (Min strength 12 KN).
3. It should not be used in highly acid.
4. Protect the harness from mechanical hazards like sharp edges, ultraviolet degradation both during usage, transportation and storage.
5. The user should carefully read the clearance height on the energy absorber.
6. Harnesses certified to EN361 are tested to a load capacity of 100kg. In addition to the requirements of EN361 this harness has been tested to 140kg.

## FITTING & SIZING

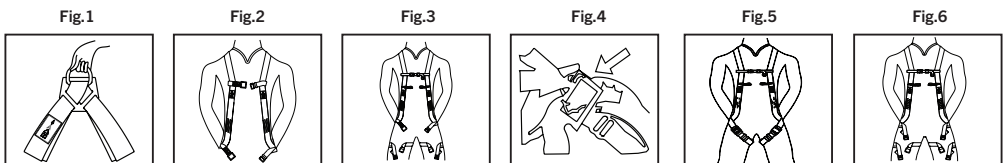
Follow Step 1 to Step 6 to wear the harness. Both leg straps as well as shoulder straps are adjustable to fit the size of the user.

A harness either too loose or too tight will restrict movement and will not provide the optimum level of protection.

The size of the harness is marked on a label attached. See page 7 for further details.

Visually inspect the harness before use to ensure that it is in a serviceable condition and operates correctly.

- Step 1:** Hold the harness by the dorsal D-Ring as shown in figure 1, marked as 'A' on the label. Use this as an attachment element for connectors, lanyards, energy absorber etc.
- Step 2:** Insert your arms into the shoulder straps (left arm into the left shoulder strap, right arm into the right shoulder strap) and close the metallic buckles on the chest strap as shown in Figure 2.
- Step 3:** The harness is now on the body with two leg straps hanging down at the back. Pull the leg straps one by one around your thighs outwards to your front, as shown in figure 3.
- Step 4:** Close the adjustable buckles of the leg strap one by one as shown in figure 5. (figure 4 shows how to close the adjustable buckles)
- Step 5:** Tighten the leg straps by pulling the free ends of the straps as shown in figure 6 until the harness fits the body tightly without hindering free movement.
- Step 6:** Now depending upon the condition of usage, use the front textile loops together, marked with A/2 or the dorsal metallic D-Ring marked with 'A' or both as point of attachment.



In case of any doubt arising about the condition of any component or system, replace it immediately. If the item has arrested a fall, withdraw it from service and return to the manufacturer or to a competent repair centre.

While using the harness, ensure that there is a minimum clearance distance (depending on the fall arrester), below the user's feet, to avoid them hitting the ground in case of a fall. Apart from fall arrest this harness can be used in specific situations in conjunction with fall arrester where front attachment is needed. A rescue plan has to be set up before use, for carrying out a rescue operation in case of emergency.

**MATERIAL USED:** The entire webbing used in these harnesses is made up of polyester and breaking tenacity of webbing and yarns is at least 0.6 N/tex.

**WARNING:** Ensure that the user instructions are complied with for all other components in the fall arrest system like lanyards, karabiners, etc. The product should be used by a trained and/or otherwise competent person or the user should be under direct supervision of a person. It is also advised that the equipment shall not be used outside its limitations, or for any purpose other than that for which it is intended. Danger may arise by the use of combinations of items of equipments in which the safe function of any one item is compromised. It is also essential for the safety of the user, that the anchor device or anchor point should always be positioned, and the work carried out in such a way, so as to minimize the potential fall distance. The anchor device/point should be placed above the position of user. Also the user should always check the legibility of the product marking.

- A: It is important for the user that they pre check the instrument to ensure that it is in serviceable condition and operates perfectly.
- B: It is important for the user to understand that all the parts of the equipment in use should be checked as per the instructions for use. For example the textile components like the seams , straps etc should be checked for cuts and the metallic parts should be checked for rust, sharp edges etc.
- C: The user should use the anchor device conforming to EN 795 with a minimum strength of 12KN and should know how to connect the anchor point.
- D: Wearing of a full body harness is required in any area where there is a risk of falling, as it is the only acceptable body holding device that can be used in fall arrest system. The front and back fall arrest point of the harness should be clearly marked with letter "A".
- E: It is important to note that for the safety of the user when using a fall arrest system, that there is sufficient free space beneath the work place of the user, before each occasion of use, so that, in case of fall, there is no collision with the ground or any other obstacle in the fall path.
- F: If the instruction for use of the PPE allows to use an energy absorber according to EN 355, the user has to refer to the markings and instruction for the energy absorber and take into account the elongation of the fall arrest system.
- G: It is important to provide information on the hazards that may affect the performance of the equipment and also provide the corresponding safety precautions that have to be observed. For example extremes in temperature, trailing or looping of lanyards or lifelines over sharp edges, chemical agents, electrical conductivity, cutting, abrasion, climatic exposure, pendulum falls.
- H: Please ensure that the user is in good health and has no medical condition that could effect his safety.

**COMPATIBILITY:** To optimize protection, in some instances it may be necessary to use the harness with suitable boots/gloves/helmet/ear defenders. In this case, before carrying out the risk-related activity, consult your supplier to ensure that all your protective products are compatible and suitable for your application. Also ensure that the product is used by a trained and/or competent person. Please note that the full body harness is the only acceptable body holding device that can be used in fall arrest system.

**STORAGE AND TRANSPORT:** When not in use, store the harness in a well-ventilated area away from extremes of temperature. Never place heavy items on top of it. If possible, avoid excessive folding and preferably store it hanging vertically. If the product is wet, allow it to dry fully before placing it into storage.

**REPAIR:** If the product becomes damaged, it will NOT provide the optimum level of protection, and therefore should be immediately either replaced or repaired. Never use damaged product. Repairing is permitted, provided that it is either done by the manufacturer or a competent repair centre or individual approved by the manufacturer.

**CLEANING:** In case of minor soiling, wipe the full body harness with cotton cloth or a soft brush. Do not use any abrasive material. For intensive cleaning wash the harness in water at a temperature between 30°C to 60°C by using a neutral detergent (pH=7). The washing temperature should not exceed 60°C. Do not use acid based detergents. Follow the washing instructions absolutely without any deviations.

**MARKING**

**MANUFACTURING INFORMATION**

PRODUCT CODE: **FA310028**  
 DESCRIPTION: **FULL BODY HARNESS**  
 SERIAL NUMBER: **XXX**  
 DATE OF MANUFACTURE: **XX/XXXX**  
 MATERIAL: **POLYESTER**  
 SIZE: **UNIVERSAL**  
 STRENGTH (KN): **15**



Please read manufacturers user manual before using this product. Do not deviate from the manufacturers instructions.

The harness is marked with:

- 1- (i) The CE mark showing that the product meets the requirements of the Regulation 2016/425
- (ii) Identification of the manufacturer
- (iii) Type or product code
- (iv) Batch/Lot No.
- (v) Month/Year of manufacture
- (vi) Material
- (vii) Size
- (viii) Serial No. of the harness
- 2- Standard and year
- 3- The user should read and understand the information before using harness
- 4- Notification body involved in the production control phase CE 2233, GEPTESZT Kft. - Budapest Gyenes u.12.1032, Hungary, Contact No:- +36 1250 3531
- 5- Static strength of the harness -15 KN

It is recommended that the harness should be inspected and examined by a competent person for any damage or failures if the need arises and at least once a year. The observation should be recorded in the table below. In case such damages are observed, the full body harness is to be replaced immediately. The safe useable life of the product is maximum 10 years. The harness should be inspected annually and after 5 years should be inspected by the manufacturer or a person or company they authorise.

The full body harness shall only be used within a fall arrest system according to EN 363:2018 in combination with a guided-type fall arrester on a flexible anchor line according to EN 353-2:2002 or lanyard with energy absorber according to EN 354:2010 and EN 355:2002, or a retractable type fall arrester according to EN 360:2002 or a work positioning device where appropriate to EN 358. The instructions for use for the individual components are to be observed.

**NOTE: Emergency and Medical Information:**

Is it appropriate to request medical and other information to assist an individual/harness user with a disability in an emergency? An employer is permitted to ask employees to self-identify and to indicate if assistance will be needed during an emergency under the following circumstances: 1) After making a job offer but before work begins 2) By means of periodic surveys of all current employees/user, as long as employer makes it clear that self-identification is voluntary and explains the purpose for requesting the medical information 3) By asking employees with known disabilities whether they will require assistance in an emergency. Employer will inform all people who are asked about their possible need for emergency assistance that the information they provide will be kept confidential and shared only with people who have responsibilities under the emergency preparedness plan.

**NOTE: Official language of the country**

It is essential and responsibility of the reseller, for the safety of the harness user that if the product is re-sold outside the original country of destination the reseller shall provide instructions for use, for maintenance, for periodic examination and for repair in the official/local language of the country in which the product is to be sold and finally used.

**SERVICE AND INSPECTION RECORD**

Date	Damage Observed	Repair	Comments	Next Due Date	Name and Date of The Competent Person
<b>IDENTIFICATION</b>		3. Batch No.	6. Date of First Use		
1. Type		4. Month/Year of Manufacture	7. Name of User and Signature		
2. Identification Mark		5. Date of Purchase	8. Comments		



## EU TYPE-EXAMINATION CERTIFICATE

Name of Certification Body:	GÉPTESZT Kft.	Phone:	+3612503531
EU notified body identification number:	2233	Fax:	+3614300888
Address:	Jablonka St. 79, 1037 Budapest, HUNGARY	E-mail:	gepteszt@gepteszt.hu

Present EU type-examination certificate is valid only with the sealed identification sample (authentic sample) and the documents identified below. The EU type-examination certificate is not transferable.

1. Product designation: **Full body harness**  
**FA310028 full body harness has one dorsal attachment D-ring (A) and one front attachment D-ring (A) for fall arrest. The full body harness also has a rescue strap with D-ring.**  
 Serial / Model No.: FA310028  
 Year of production: 2021
2. Name and address of the holder of the certificate (Manufacturer or authorized representative):  
**Technical Safety Products Ltd**  
 Address: Unit 19 Business Development Centre, Stafford Park 4, Telford, Shropshire, TF3 3BA
3. Name and address of the Manufacturer: same as above (point 2)
4. Protecting ability of PPE: Personal protective equipment against falls from height.  
 Category III. **EN 361:2002, EN 1497:2007**
5. Identification data of the records of examination for compliance of PPE:
  - a. Certification Body: *GÉPTESZT Kft.*  
 Record of examination: *VD35/331/2104/E/2233*
  - b. Identification of body: *NB2233*
6. Documentation of the compliance with the essential health and safety protection requirements:  
 Fully applied nationalized standard(s) during the production of the PPE:  
 Category III. **EN 361:2002, EN 1497:2007**

Annexes:

- Users information
  - Technical file
7. **CE** Requirements for indicating the CE mark: The size of the CE marking may not be less than 5 mm. The CE mark must be located on the product label
  8. Further notes relating to the PPE: Manufacturer cannot place on the market or bring into service any Category III PPE without having established a formal agreement with a Notified Body about conformity to type assessment.

The EU type-examination certificate will be withdrawn in case of existence of conditions stated in Article 32 point 5. and in Annex V. 7.7. of regulation (EU) 2016/425 of the European Parliament of the Council.

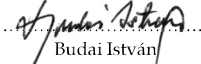
Legal remedy can be applied against the condition stated in the EU type-examination Certificate. The application for appeal should be submitted to the Director Manager of GÉPTESZT Kft., and the application will be judged by the board of GÉPTESZT Kft. Certificate Body.

The type tested complies with the regulation (EU) 2016/425 of the European Parliament of the Council.

The present certificate is valid until 16<sup>th</sup> April, 2026

Budapest, 30<sup>th</sup> July, 2021- HUNGARY

**GÉPTESZT Kft.**  
**EVE Tanúsító Szervezet**  
**NB 2233**  
**1037 Budapest, Jablonka u.79.**

  
 Budai István  
 Head of Certification Body



# Technical Safety Products Ltd

## DECLARATION OF CONFORMITY Full Body Harness (FA310028)

THIS EU DECLARATION OF CONFORMITY IS ISSUED UNDER THE SOLE RESPONSIBILITY OF Technical Safety Products Ltd:-

Product Description	: Full Body Harness
Brand Name	: FALL@RREST
Type	: FA310028
Serial No.	:
Batch no.	:
Manufacturer	: Technical Safety Products Ltd
Address	: Unit 19 Business Development Centre, Stafford Park 4, Telford, Shropshire, TF3 9BA
EU TYPE Examination performed by NB (Name & No.)	Notified body: GÉPTESZT Kft. Number: 2233
Module C2 to be performed by NB (Name & No.)	Notified body: GÉPTESZT Kft. Number: 2233
Certificate No. (EU Type)	: TD11/GT331/297/2104/N1/E/2233

*The object of the declaration described above is in conformity with PPE Regulation (EU) 2016/425 directive.  
Applicable Standard(s): EN 361 : 2002*

*This declaration applies to all specimens manufactured identical to the model submitted for testing/evaluation. Assessment of compliance of the product with the requirements relating to safety standards listed above was performed by manufacturer.*

Signed for and on behalf of : Mr. Glen Stacey (Director)

DATE OF ISSUE : 08.03.2021

## FULL BODY HARNESS ANNUAL INSPECTION CHECK LIST

The annual inspection should be carried out no later than 12 months after initial use. To arrange an annual service contact your local distributor or contact Technical Safety Products on 01952 292 782.

Product Code: **FA310028**

Serial Number: \_\_\_\_\_ Batch Number: \_\_\_\_\_

Date of Manufacture: \_\_\_\_\_ Date of Purchase: \_\_\_\_\_ Date of First Use: \_\_\_\_\_

Description: **Full body harness with one dorsal attachment D-ring (A), one front D-ring (A) and a rescue strap with a D-ring**

Issued to Company Name / Employee: \_\_\_\_\_

Sign: \_\_\_\_\_ Date: \_\_\_\_\_

Inspection Criteria	Accepted/ Rejected	2022	2023	2024	2025	2026
1. Hardware: (Inspect D-Ring, Buckles, Keepers and back pads) : inspect for damage, distortion, sharp edges, burns or crack	PASS					
	FAIL					
2. Rope/Webbing: Inspect for cuts, burns, tears, abrasions, frays, or excessive soiling	PASS					
	FAIL					
3. Stitching: Inspect for cut or damaged stitching	PASS					
	FAIL					
4. Labels: Inspect all labels are securely held in place and legible	PASS					
	FAIL					
5. Additional Comments	PASS					
	FAIL					
6. Overall Condition of Harness. Note any defects.	PASS					
	FAIL					
7. Inspected by						
8 . Date						
Next Inspection Due on						



# READ BEFORE USE

INSPECTION FOR END USER	FALL PROTECTION CHECKLIST	Yes	No
<ol style="list-style-type: none"> <li>Inspect fall arrest equipment before each use and on a regular basis in accordance with the manufacturer's recommendations.</li> <li>Use the following examples to help identify potential defects in fall protection equipment.                             <ul style="list-style-type: none"> <li><input type="checkbox"/> The D-ring has been twisted.</li> <li><input type="checkbox"/> Threads are coming loose in any part of the webbing or lanyard.</li> <li><input type="checkbox"/> Snap hooks are not double locking.</li> <li><input type="checkbox"/> Harness or lanyard webbing shows evidence of burns or extreme heat.</li> <li><input type="checkbox"/> The manufacturer's label is missing.</li> <li><input type="checkbox"/> Stitching around the connectors such as buckle, D-rings, etc show wear or damage.</li> <li><input type="checkbox"/> The harness or lanyard have been modified.</li> <li><input type="checkbox"/> The webbing has stains or other unexplained discolorations.</li> <li><input type="checkbox"/> Connectors have sharp edges or nicks that could damage other parts of the system.</li> <li><input type="checkbox"/> The cable in a self-retracting life line does not retract smoothly or the braking system does not activate when the line is pulled on quickly.</li> <li><input type="checkbox"/> The retracting lifeline shows evidence of damage such as cuts, twists, or worn or broken strands.</li> <li><input type="checkbox"/> The self-lifeline makes funny noises such as grinding or rubbing sounds, or feels like there is grit inside the system.</li> <li><input type="checkbox"/> A user reports any concern with the equipment.</li> </ul> </li> <li>To ensure good working condition of the Personal Fall Arrest System, keep the equipment stored in an area that is dry, free from moisture, chemicals and direct sunlight. Any fall arrest system that has been altered or modified should be removed from service.</li> </ol>	<ol style="list-style-type: none"> <li>Has a written program for all protection and training been established?</li> <li>Is the program reviewed on an annual basis?</li> <li>Are fall injuries tracked for program improvement?</li> <li>Do authorized employees inspect fall protection equipment?</li> <li>Are employees trained in the purpose and use of the fall protection and processes?</li> <li>Does training include recognition of all hazards?</li> <li>Is re-training required whenever there is a change in job assignment?                             <ul style="list-style-type: none"> <li>• A change in fall protection requirements?</li> <li>• A change in the fall protection procedures?</li> <li>• When employee's proficiency is in doubt?</li> <li>• When accidents or near misses occur?</li> </ul> </li> </ol>		

## STORAGE AND MAINTENANCE

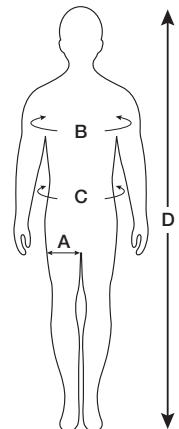
Below are a few guidelines to follow regarding storage and maintenance of personal fall protection equipment.

- Hang equipment in a cool dry location.
- Clean with a mild, non abrasive soap, and hang to dry.
- Never store equipment near excessive heat, chemicals, moisture, or sunlight.
- Never store in an area with exposures to fumes or corrosive elements.
- Avoid dirt and build up on equipment.
- Never use this equipment for any purpose other than personal fall arrest.
- Once exposed to a fall, remove equipment from service immediately.
- Ensure equipment is inspected and replaced as required. Follow manufacturer's instructions.

## WHAT SIZE DO I NEED?

Measurements (cm)	Universal Size M-XL	Plus Size XXL-3XL
<b>A</b> - Thigh Size	55-90	65-95
<b>B</b> - Bust Size	98-128	114-134
<b>C</b> - Waist Size	70-115	75-125
<b>D</b> - Stature	160-200	170-200

Under the requirements of EN361 full body safety harnesses are tested to 100kg. Independent of EN361 Technical Safety Products Ltd has its range of fall arrest products tested to 140KG rating.





[www.technicalproducts.com](http://www.technicalproducts.com)

[info@technicalproducts.com](mailto:info@technicalproducts.com) | ☎ +44 (0) 1952 292 782

**FALL@RREST**   
GLOBAL  
THE DROP STOPS HERE

